

MAHARASHTRA UNIVERSITY OF HEALTH SCIENCES, NASHIK

DETAILS OF THE HOSPITAL AND WORK RECORD: (HOSPITAL - INFORMATION)

YEAR 2023-2024

Faculty: Ayurved

Name of College: C.S.M.S.S. Ayurved Mahavidyalaya & Rugnalaya

College Code: 3401

A) NUMBER OF PATIENTS ATTENDED OPD (1st Jan. 2022 to 31st December 2022)								
(Note:- Patients of Medical Camp OPD should not be included)								
Sr. No.	Month	Information to be filled up by college						Atyayika (Emergency)
		Kayachikitsa + Panchkarma	Shalya	Shalakyia	Prasuti evum StriRoga	Bal Roga	Swasthvritta evum Yoga	
1	Jan.	1861	325	62	463	140	34	75
2	Feb.	2077	429	90	379	176	61	52
3	March.	1722	606	98	363	289	60	74
4	April	1241	517	76	330	277	34	79
5	May	1153	472	57	355	250	31	94
6	June	2164	892	171	739	446	30	100
7	July	2496	770	244	738	502	18	149
8	August	2626	635	279	520	393	12	107
9	Sept.	2587	694	333	708	506	13	84
10	Oct.	2090	575	281	753	483	10	23
11	Nov.	3142	688	370	792	544	9	17
12	Dec.	3417	755	445	942	654	31	25
Total		26576	7358	2506	7082	4660	343	879
Grand Total		49404						


Prashant
Principal

Chhatrapati Shahu Maharaj Shikshan Sanstha's
Ayurved Mahavidyalaya & Rugnalaya,
Kanchanwadi, Chhatrapati Sambhajinagar.

B) **NUMBER OF PATIENTS ATTENDED IPD (1st Jan. 2022 to 31st December 2022)**

(Note:- Patients of Medical Camp IPD should not be included)

Sr. No.	Month	Information to be filled up by college				
		Kayachikitsa + Panchkarma	Shalya	Shalakya	Prasuti evum StriRoga	Bal Roga
1	Jan.	52	1	0	2	0
2	Feb.	74	1	0	2	2
3	March.	50	9	0	4	11
4	April	41	1	0	4	5
5	May	27	4	0	1	2
6	June	183	73	13	56	48
7	July	231	87	19	77	72
8	August	156	62	14	36	50
9	Sept.	291	109	20	95	91
10	Cct.	215	86	18	72	78
11	Nov.	318	133	27	107	126
12	Dec.	369	141	35	111	137
Total		2007	707	146	567	622
Grand Total		4049				



Principal

Chhatrapati Shahu Maharaj Shikshan Sanstha's
Ayurved Mahavidyalaya & Rugnalaya,
Kanchanwadi, Chhatrapati Sambhajinagar.

C. Total Number of Bed Days Occupied


Sr. No.	Month	(Information to be filled up by college)				
		Kayachikitsa & Panchkarma	Shalya	Shalakya	Prasuti evum Stri Roga	Bal Roga
1.	Jan.	536	2	0	20	2
2.	Feb.	530	2	0	20	18
3.	March	546	21	0	27	53
4.	April	462	6	0	13	39
5.	May	290	9	0	30	30
6.	June	1100	366	74	336	208
7.	July	1915	670	157	698	621
8.	Aug.	1930	681	123	715	606
9.	Sept.	2028	806	146	811	652
10.	Oct.	2202	845	179	826	631
11.	Nov.	2481	894	180	866	762
12.	Dec	2627	900	222	889	776
Total		16647	5202	1081	5251	4398
Grand total				32579		
Bed Occupancy (in %)				40.57%		

FORMULA FOR CALCULATING BED OCCUPANCY

$$\text{Bed Occupancy} = \frac{\text{Total No. of Bed days Occupied} \times 100}{\text{Total No. of Beds} \times \text{No. of total days}}$$

D)		PANCHAKARMA DETAILS										
SR. NO.	PATIENTS	SNEHAN	SWEDAN	VAMAN	VIRECHAN	BASTI	NASYA	RAKTMO KSHAN	JALOUKAV CHARAN	SHIRO DHARA	SHIROBASTI	OTHER
1.	From O.P.D.	14008	14015	44	50	6223	1765	411	789	1158	0	3797
2.	From I.P.D.	15244	15292	3	19	5148	2188	0	0	1014	0	4917
3.	Total	29252	29307	47	69	11371	3953	411	789	2172	0	8714


(Note: Karmas apart from above should mention in separately in separate enclosure if required.)



Principal

Chhatrapati Shahu Maharaj Shikshan Sanstha's
Ayurved Mahavidyalaya & Rughalaya,
Kanchanwadi, Chhatrapati Sambhajnagar.

E) Hospital information for P.G.Only	
Number of Beds	: 120 (Minimum required 100 beds. Additional Beds for Clinical Subject 1:4 per Student (Please refer PG Regulation 2016))
Number of Students	: 30 X 4 = 120
Equipments	: Adequate
Number of Registrars/H.O.	: R/SR= 7 , EMO or RMO or RSO or HO= 15
Number of available additional Non teaching staff	: 150



Dean/ Principal of the College

Principal

Chhatrapati Shahu Maharaj Shikshan Sanstha's

Ayurved Mahavidyalaya & Rugnalaya,
Kanchanwadi, Chhatrapati Sambhajinagar.