

CENTRAL COUNCIL OF INDIAN MEDICINE
NEW DELHI

SYLLABUS OF AYURVEDACHARYA (BAMS) COURSE

INDEX

2ND PROFESSIONAL

1.1	DRAVYAGUNA VIGHYAN	2-9
1.2	ROGA NIDAN	10-14
1.3	RASASHATRA	15-23
1.4	CHARAK SAMHITA	24



[Handwritten Signature]

Principal
C.S.M.S.S. Ayurved Mahavidyalaya,
Kanchanwadi, Aurangabad.

2.1 DRAVYAGUNA VIGYAN

(PHARMACOLOGY & MATERIA MEDICA)

Lectures: 200 Hrs.

Practicals: 200 Hrs.

Total Marks -400

Theory Two Papers- 100 Marks Each

Practical/Viva voce – 200 Marks

Paper I

100 Marks

Part A

50 Marks

1- Dravyaguna Shastra Paribhasa- Lakshana of Sapta Padartha of Dravyaguna Vijnana viz Dravya- Rasa-Guna- Virya- Vipaka- Prabhava and Karma.

2- Dravya:

Etymological derivation, definition, panchbhoutikatwa.

Classification of Dravya according to Samhitas and Nighantus Taxonomical classification.

3- Guna:

Etymological derivation, definition and Classification of Guna.

Detailed knowledge of Gurvadi Guna & Paradi gunas.

4- Rasa:

Etymological derivation, definition, Meaning of "Rasa" in various contexts. Shad Rasas (Madhura, Amla, Lavana, Katu, Tikta, and Kashaya), Panchabhautik constitution of Rasas, Nirvrittivisheshakrama (manifestation in general and particular), Ritu and shad rasa Rasanurasayoh bheda (Difference between rasa and anurasa), Lakshana (characteristics), Guna and Karma of shad Rasas, Kopana and Shamana of Dosha and dushya by Shad rasas. Effects of excess usage of Rasa. Rasopalabhi, Rasaskandha.

5- Vipaka:

Etymological derivation and definition, difference between Avasthapaka and Vipaka, Types of Vipaka, (Dvididha-Trividha, Panchavidha) Guna and karma of Vipaka.

Grades of Vipaka (taratamya), Vipakopalabhi hetu (Factors to determine Vipaka).

6- Veerya:

Etymological derivation, definition and Swarupa of Virya, Number of Virya.

(Dvididha & Ashtavidha), Panchabhauthikatva

Virya karmani (Effects of Virya), General principles in determination of virya along with exceptions.



Deeshmun

Principal

**C.S.M.S.S. Ayurved Mahavidyalaya,
Kanchanwadi, Aurangabad.**

7- Prabhava:

Definition, Effects of Prabhava.

8- Interrelation of Rasa-Guna-Virya-Vipaka-Prabhava with respect to their strength (balabal nirupana). Samanapratyayarabdha and Vichitrapratyayarabdha dravyas.

9- Karma:

Lakshana, swarupa and bheda of karma (Definition, nature and types of action).

Explanation of the following Karmas with examples:

- | | | |
|------------------|----------------|-----------------|
| 1. Deepana | 2. Pachana | 3. Samshodhana |
| 4. Samshamana | 5. Anulomana | 6. Sransana |
| 7. Bhedana | 8. Rechana | 9. Chhedana |
| 10. Lekhana | 11. Grahi | 12. Sthambhana |
| 13. Madakari | 14. Pramathi | 15. Abhishyandi |
| 16. Vyavayi | 17. Vikashi | 18. Rasayana |
| 19. Vajeeekarana | 20. Jeevaneeya | 21. Balya |
| 22. Brimhana | 23. Langhana | 24. Medhya |

10. Brief information on Karmas of dashemani gana of Charak Samhita.

11- Mishraka Gana:

11a)- Audbhida Gana (Vegetable origin) Brihatpanchamoola, Laghupanchamoola, Vallipanchamoola, Kantakapanchamoola, Trinapanchamoola, Madhyamapanchamoola, Jeevaneeya panchamoola, Panchapallava, Panchavalakala, Triphala, Trikatu, Trimada, Chaturusana, Panchakola, Shadusana, Chaturbeeja, Jeevaniya gana, Ashtavarga, Trijataka, Chaturajataka, Katuchaturjataka Panchatikta, Amlapanchaka, Chaturbhadra, Trikarshika, Swalpatriphala, Madhuratriphala, Mahavisha, Upavisha, Agrya aushadh varga- Knowledge of Agrayaaushadha Varga with example.

11 b)- Jangama Gana (Animal origin)- Ksheerashtaka, Mutrashtaka, Pitta panchaka.

11 c)- Parthiva Gana (Mineral origin) - Lavana Panchaka, Kshara dvaya, Kshara Ashtaka.

12- Basis of nomenclature:

Basis of nomenclature of dravya, Basis and Derivation of synonyms.

13. Bheashaja Pariksha vidhi (as described in Charaka samhita vimana sthana 8), Dravya Sangrahana (collection of dravya)- Ecology- Classification of desha (geographical area) and bhumi (soil), swarupa of sangrahaniya dravya of (Nature and quality of drug to be collected). Sangrahana vidhi (Method of collection) -Vegetable and Animal origin drugs according to part used. Period of collection according to virya, samrakshana vidhi (preservation of collected dravyas), bheshajagara (Storehouse), study on different prayojyanga (useful plant parts).



Reshma

Principal

C.S.M.S.S. Ayurved Mahavidyalaya,
Kanchanwadi, Aurangabad.

3 | U G Syllabus



Part B**50 Marks****(I)****20 Marks**

- 14 a) Concept of dravya shodhan (purification of dravya).
14 b) Brief knowledge of Apamishran (adulterants)
14 c) Concept of Abhava pratinidhi dravya (substitutes)

- 15-** Prashasta bsheshaja (ideal drug), plant extracts. Concept of viruddha Dravya (incompatibility of the dravya).
16- Introduction to Nighantu Vigyan - Dhanwantari Nighantu, Bhavaprakashanighantu, Rajanighantu.
17- Brief knowledge of cultivation, conservation of medicinal plants and information about endangered species.

(II)**30 Marks**

18. - Introduction, Definition & scope of Pharmacology and Principles of general Pharmacology. Brief Knowledge about pharmacology of the following - Anaesthetics, CNS depressants, Sedatives, Hypnotics, Tranquilisers, Antipyretics, Analgesics, Antiepileptics, Antihypertensive, Antianginal, Antiplatelet, Hypolipidaemic, Haemopoetic, Coagulants, Bronchodilators, Aerosols/ Inhalants, Expectorants, Digestants, Carminatives, Antacids, Antiulcer, Laxatives, Antidiarrhoeals, Antiemetic, Hepatoprotective, Diuretic, Antidiuretic, Lithotriptic, Antiinflammatory, Hormonal therapy, Antiobesity, Antidiabetic, Antithyroid, Oxytocic. Galactagogues, Contraceptives, Styptics, Antihistamines, Antimicrobial, Antibiotics, Antimalarial, Amoebicidal, Antifilarial, Anthelmentic, Antifungal, Vitamins, Minerals, Water imbalance and IV fluids, Vaccines, antivenom, antirabbies serum, Local anti septics, drugs in ophthalmic practice, Anti cancer drugs and immunomodulators.

Paper II**100 Marks****Part A****70 marks****1-Detailed Knowledge of Following Dravya -**

- 1- Detailed knowledge of following drugs with respect to Basonym of drug, Main Synonyms, Regional Name, Botanical Name, Family, Classification of Dravya (Gana) as described in Charak and Sushrut, External morphology, Useful parts, Important phytoconstituents, Rasa panchaka, Action on Dosha, Dhatu, Mala, Prayogarha vyadhi (therapeutic indications), Amayikaprayoga and Matra (Therapeutic administration and Dose), Vishishta yoga (names of important formulations), Vishakta Lakshan (adverse effects), Chikitsopachara (remedial measures) and Shodhana (as required)



Syllabus 2nd Year 2013

Roshmen

Principal
C.S.M.S. Ayurved Mahavidyalaya,
Kanchanwadi, Aurangabad.

[Alphabetical order and Botanical names to all the drugs are to be added]

Agaru	Guggulu	Pashanabheda
Agnimantha	Haridradvaya	Patala
Agnimantha	Haritaki	Pippali-Pippalimula
Ahiphena	Hingu	Prishniparni
Amalaki	Jambu	Punarnava
Apamarga	Jatamansi	Pushkarmoola
Aragvadha	Jatiphal	Rasna
Aragvadha	Jeerakadvaya	Rasona
Ardraka-Sunti	Jyotishmati	Rohitaka
Arjuna	Kalamegha	Saireyaka
Arjuna	Kampillaka	Sarivadvaya
Arkadvaya	Kanchanara	Sarpagandha
Ashvagandha	Kantakari	Shalaparni
Asoka	Kapikacchu	Shallaki
Ativisha	Karkatakshringi	Shalmali
Bakuchi	Karpura	Shankhapushpi
Baladvayam.	Katuki	Shatavari
Bhallataka	Khadira	Shigru
Bharangi	Kiratatikta	Shirisha
Bhrungaraj	Kumari	Shyonaka
Bibhitaka	Kumkum Kesara	Talisa Patra
Bijak/ Vijaysar	Kupilu	Tila
Bilva	Kushta	Trivrut
Brahmi	Kutaja	Tulasi
Bruhati	Lavanga	Tvak
Chandanadvaya,	Lodhra	Ushira
Chitraka	Madanaphala	Vacha
Dadima	Mandukaparni.	Varahi
Devadaru	Manjishtha	Varahi
Dhataki	Maricha	Varuna
Durva	Musta	Vasa
Eladvayam	Nagakeshara	Vatsanabha
Eranda	Nimba	Vidanga
Gambhari	Nirgundi	Vidari
Gokshura	Palasha	Yastimadhu
Guduchi	Parpata	Yavani

Part B-

II- Brief Knowledge of following dravyas with Respect to Sanskrit Name, Botanical Name, Family, Habit (Samanya Swarupa), Parts Used and Indications.

Agastya	Jati	Palandu
Ajamoda	Jayapala	Parasika Yavani
Akarkarabh	Jeevanti	Parijata
Amlavetasa	Kadali,	Parisha
Amra	Kadamba	Parnabija



5 | UG Syllabus 2013

Principal
C.S.M.S.S. Ayurved Mahavidyalaya,
Kanchanwadi, Aurangabad.

Amragandhiharidra	Kaidarya	Parnayavani
Ankola	Kakamachi	Parpataka
Aparajita	Kamala	Parushaka
Ashvagol	Kankola	Patalagarudi
Ashvattha	Karanja	Patha
Asthishrunkhala	Karavellaka	Patola
Atasi	Karavira	Patranga
Avartaki	Karira	Pilu
Avartani	Karpasa	Plaksha
Babbula	Kasamarda	Prasarani
Badara	Kasha	Priyala
Bakula	Kasni	Priyangu
Bhumyamalki	Kataka	Puga
Bijapoor	Katphala	Putiha
Bola	Kebuka	Putranjivaka
Chakramarda	Kharjura	Rajika/Sarshapa
Champaka	Kitmari	Rohitaka
Chandrashura	Kokilaksha	Saptachakra
Changeri	Koshataki	Saptaparna
Chavya	Kulatha	Saral
Chirbilva	Kumuda	Sarja
Chopachini	Kusha	Shala
Danti	Kusmanda	Shara
Darbha	Lajjalu	Sharapunkha
Dattura	Langali	Shatahwa
Dhanvayasa	Latakaranja	Shati
Dhanyaka	Latakasturi	Snuhi
Draksha	Madayantika	Sringataka
Dronapushpi	Mahanimba	Svarnakshiri
Gandhaprasarini	Mandukaparni	Tagara .
Garjara	Markandika	Tailaparni
Gojihva,	Masha	Talmuli
Gorakshaganja	Mashaparni	Taruni
Gunja	Matulunga	Tavakshira
hinsapa	Mayaphala	Teja Patra
Hinstra	Meshashrungi	Tuvaraka
Hribera	Methika	Udumbara
Hrutpatri	Mudgaparni	urana
Ikshu	Mulaka	Vamsha
Indravaruni	Murva	Vata
Ingudi	Nagabala	Vatada
Irimesa	Nala	Vrudhadaru
Ishvaku	Narikela	Vrukshamla
Isvari	Nili	
Japa	Padmaka	

III .-Introduction, Guna, Karma and Uses of following Jantava Dravya (Drugs of Animal Origin).

1. Kasturi

2. Gorochna

3. Mrigasringa



UG Syllabus 2nd year, 2013

Principal

C.S.M.S.S. Ayurved Mahavidyalaya,
Kanchanwadi, Aurangabad.

IV- Introductory Knowledge of Following Annapana Varga:

- | | | |
|----------------|---------------------|----------------------|
| 1. Jala Varga | 2. Dugdha Varga | 3. Madhu Varga |
| 4. Taila Varga | 5. Sukadhanya Varga | 6. Shamidhanya Varga |
| 7. Phala Varga | 8. Shaka Varga | 9. Mamsa Varga |
| 10. Aharayogi | | |


PRACTICALS

- A. Study of Macroscopic, Microscopic characters and Demonstration of organoleptic characteristics and grahya-agrahyatva of following plants and their useful parts.
 - Kanda (stem) - Guduchi or Ashtishrinkhala
 - Patra (leaves) - Vasa or Kumari
 - Pushpa (flower and Parts of flower)- Dhataki or Japa
 - Phala (fruit) – Maricha or Madanaphala or Vidanga
 - Beeja (seeds) – Eranda or Kapikacchhu
 - Twak (bark) – Kutaja or Arjuna or Ashwattha
 - Moola(Root)- Punarnava or Chitraka
 - Niryasa (exudate) – Guggulu or Mocharasa
 - Jangama dravya - Madhu or Ghrita.
- Records of Herbarium sheets of 50 medicinal plants Compulsory study tour other state/s for field knowledge and procurement of plant species.

PRACTICAL MARKS DIVISION

1	Herbarium	20 Marks
2	Practical record	20 Marks
3	Drug identification- spotting –Raw/crude drugs	30 marks
4	Plant identification spotting –fresh	30 marks
5	Practical	40 marks
6.	Viva-Voce	60 Marks
Total		200 marks

Reference Books


Principal
C.S.M.S.S. Ayurved Mahavidyalaya,
Kanchanwadi, Aurangabad



- | | | | |
|-----|---|---|--|
| 1. | Abhinav Buti Darpan (Vol.1-2) | - | Vd. Roop Lal Vaishya |
| 2. | Aushadna Vigyna Shastra | - | Acharya Pt. Vishvanatha Dwidevi |
| 3. | Ayurvediya Aushadnkarma vigyana | - | Acharya V.J. Thakur |
| 4. | Bedi Vanaspati Kosha | - | Prof. Ramesh Bedi |
| 5. | Bhaishajyaguna Vigyana | - | Dr. Alakhnarayan Singh |
| 6. | Bhav Prakash Nigantu (English) | - | Shreekanthamurti |
| 7. | Bhav Prakash Nighantu | - | With Vd. Krishna Chandra
Chunekar commentary |
| 8. | Bhrinad dravyagunadarsha | - | Mahendra Kumar Shastri |
| 9. | Classical Uses of Medicinal Plants | - | Acharya Priyavrata Sharma |
| 10. | Controversial Medicinal Plants | - | Vd. G. Bapa Lal |
| 11. | Dalhana Ka Dravyaguna Shastra Ke
Kshetra Me Yogadana | - | Vd. Shiv Kumar Vyas |
| 12. | Dravyaguna Kosha | - | Acharya Priyavrata Sharma |
| 13. | Dravyaguna Sutram | - | Acharya Priyavrata Sharma |
| 14. | Dravyaguna Vigyana | - | Dr. Gyanendra Pandey |
| 15. | Dravyaguna Vigyana(Vol. 1-2) | - | Acharya Yadavji Tikram Ji |
| 16. | Dravyaguna Vijyana | - | Dr. V.M. Gogate |
| 17. | Dravyaguna Vigyana (Vol. 1-5) | - | Acharya Priyavrata Sharma |
| 18. | Dravyaguna Shastrum | - | Vaidya G.A. Phadake |
| 19. | Dravyaguna Vijyana | - | Dr. A.P. Deshpande |
| 20. | Dravyagunavijnana basic Principles | - | Prof.D.S.Lucas |
| 21. | Forgotten Healers (Indian Medicinal
Plants) | - | Dr. Prakash Pranjape |
| 22. | Glossry of Vegetable Drugs in
Bhrittrayis | - | Thakur Balwant Singh & Vd.
Krishna Chandra Chunekar |
| 23. | Introduction to Dravyaguna | - | Acharya Priyavrata Sharma |
| 24. | Kriyatamka Aushadi Parichaya | - | Acharya Pt. Vishvanath Dwidevi |
| 25. | Materia Medica | - | Acharya Ghosh |
| 26. | Nighantu Adarsh (Vol. 1-2) | - | Vd. Bapa Lal |
| 27. | Pharmacological basis of Medical
Practice | - | Goodman & Gillman |
| 28. | Pharmacology and
Pharmacotherapeutics | - | Satoskar Bhandarkar & Ainapure |
| 29. | Prayogatamaka Dravyaguna Vigyana | - | Dr. Maya Ram Uniyal |
| 30. | Priya nighantu | - | Acharya Priyavrata Sharma |
| 31. | Raspanchaka/Dravyaguna Siddhanta | - | Prof. Shivcharan Dhyani |
| 32. | System of Plant Nomenclature in
Ayurveda | - | Dr. Gyanendra Panday |
| 33. | Text Book of Pharmacognosy | - | Trees & Valis |
| 34. | Textbook of Dravyaguna | - | Dr.K.Nishteswar |
| 35. | Unani Dravyaguna Vigyana | - | Hakim Daljeet Singh |



Reshman

Principal

C.S.M.S.S. Ayurved Mahavidyalaya,
Kanchanwadi, Aurangabad.

8 | UG Syllabus 2nd year 2013

36. Useful parts of Charaka, Sushurut, and Vagbhata. -
37. Uttarakand Ki Vanaspatiya - Dr. Gyanendra Pandey
38. Vanoaushadi Darshika - Thakur Balwant Singh
39. Vanoaushadi Nidarshika - Dr. Ram Sushil Singh
40. Vedic Vanaspatiyam - Dr. Dinesh Chandra Sharma

*



Reshma

Principal
C.S.M.S.S. Ayurved Mahavidyalaya,
Kanchanwadi, Aurangabad.

9|UG Syllabus 2nd year 2013

2.2 ROGA NIDANA

Theory Two Papers – 100 Marks Each
Practical/Viva voce – 100 Marks

PAPER -1

100 Marks

Part A

50 Marks

I. Dosha Dushyadi Vigyan

1. Definition and importance of Roganidana.
2. Samanya Nidana and Samanya Lakshana of Dosha Vriddhi, Kshaya and Prakopa.
3. Dosha Dhatu Ashraya Ashrayi Bhava.
4. Dhatu Kshaya Vriddhi Lakshana.
6. Mala Kshaya Vriddhi Lakshana.
7. Hetu, Bheda and Lakshana of Agni Dushti.
8. Definitions and Samanya Lakshana of Ama.
9. Sama and nirama Dosha, Dushya Lakshana.
10. Dosha Paka and Dhatu Paka Lakshana.
11. Concept, classification, diagnosis and general complications of Avarana.
12. Doshagati and Rogmarga.
13. Detailed study of Srotomoola and Srotodushti Samanya and Vishishta Hetu Lakshana of all Srotas. Differences between Sroto Dushti and Kha Vaigunya.

II. Vyadhi Vigyan

1. Definition, synonyms and classification of Vyadhi & Vyadhi Ghatak.
2. Criteria for nomenclature of Diseases in Ayurveda (Vyadhinamakarana).
3. Bija, Bija Bhaga and Bija Bhaga Avayava Dushti.
4. Basic knowledge of Hereditary, Congenital, Acquired, Multifactorial, Traumatic and Environmental disorders.
5. Introduction to ICD Classification of Diseases of WHO and DSM classification.
6. Samanyaja and Nanatmaja Vikara. Nidanarthakara Vyadhi, Hetu Sankara, Lingasankara, Vyadhisankara, Vyadhi Awastha.
7. Dhatu, Updhatu, Mala and Indriya Pradoshaj Vikara.
8. Concept of AshtaMahagada .
9. Introduction to Ashta Nindita.
10. Definition and classification of Vyadhikshamatva.
11. Ojas – types of Ojo Dushti- Visrimsa- Vyapad & Kshaya & It's Diseases.

III. Basic Pathology

1. Introduction to pathology and its sub-divisions.
2. Introduction to Cell Injury and Cellular adaptations.
3. Definition and brief description of inflammation – Healing/repair.
4. Definition and brief description of edema – shock – hemorrhage, Thrombosis , embolism, Ischemia and Infarction.
5. Types of Immunity – different types of immune responses in the body – Basic knowledge of auto immune diseases, Acquired immune deficiency disease and hypersensitivity.
6. Nomenclature and classification of tumors - difference between benign and malignant tumors.
7. Introduction to Nutritional disorders – disorders of macro and micro nutrients.
8. Introduction to infections.



Reshman

Principal

UG Syllabus 2nd year 2023

C.S.M.S.S. Ayurved Mahavidyalaya
Kanchanwadi, Aurangabad.

9. Introduction and classification of microorganisms such as virus- bacteria-fungus.

Part B

50 Marks

IV. Nidana Panchaka Vigyana

1. Difference between Roga and Rogi Pariksha.
2. Importance of Nidan Panchaka.
3. Hetu - Definition, Synonyms and Classification.
4. Purva Rupa – Definition, Synonyms, Samanya and Vishishta Purvarupa.
5. Rupa - Definition, Synonyms, Samanya and Pratyatma Lakshana. Difference between Vyadhi and Lakshana.
6. Upashaya / Anupashaya– Definition, Types and its importance in diagnosis.
7. Samprapti – Definition, Synonyms and Type and Samprapti Ghataka.
8. Shat Kriyakaala. Relationship between Nidana Panchaka and Shat Kriyakaala.
9. Upadrava and Udarka.
10. ArishtaVigyan – Definition, Types and its importance.
11. Sadhyasadhyatwa – Types, their parameters and importance.
12. General diagnostic principles of AnuktaVyadhi (Ch. Vi. 4).

V. Pariksha Vigyana

1. Importance and knowledge of Aptopadeshadi & Darshanadi Trividha, Chaturvidha, and Shadvidha Pariksha.
2. Importance and Knowledge of Ashtasthana Pariksha.
3. Importance and Knowledge of Karanadi Dashavidha Parikshya Bhava.
4. Importance and Knowledge of Dashavidha Pariksha.
5. Basic knowledge of ECG, USG, X Ray, CT Scan, MRI.

Paper II

100 Marks

Part A

50 Marks

Systematic study of Nidana Panchaka of following diseases (Including Upadrava, Arishta and Sadhyasadhyata).

I. Diseases of Rasavaha Srotas

- 1(a) Jwara(Jwarabheda-Ama, Pachyamana and Nirama Jwara,Agantukajwara, Punaravartaka Jwara,Vishama Jwara, Dhatugata Jwara, Charakokta Sannipata Jwara.
- 1(b) General mechanism of Fever, Introduction to the Aetiopathogenesis of Malaria,Typhoid, Dengue fever, Influenza and Chikungunya.
- 2(a) Pandu, Amavata, Hridroga, Shotha.
- 2(b) Introduction to Anaemia & its Classification, Rheumatic fever, Rheumatoid Arthritis, Hypertension, Angina, Ischaemic Heart Disease, Myocardial Infarction and CCF.


II. Diseases of Raktavaha Srotas

1. Kamala - Raktapitta - Vatarakta – Kroshtuksheersha - Shitapitta – Maha Kushtha – Visarpa – Shwitra and Introduction to Kshudra Kushtha.
2. Introduction to Hepatomegaly, Spleenomegaly, Leukaemia, Thalessemia, Sickle cell Anaemia.
3. Introduction to Urticaria, Psoriasis, Eczema, Pemphigus.

III. Diseases of Mamsavaha Srotas

- (a) Galganda
- (b) Introduction to Thyroid disorders

IV. Diseases of Medovaha Srotas



Reshman

Principal

**C.S.M.S.S. Ayurved Mahavidyalaya,
Kanchanwadi, Aurangabad.**

1. Sthoulya - Karshya - Prameha.
2. Introduction to Obesity and Diabetes Mellitus.

V. Diseases of Asthi – Majjavaha Srotas

1. Vatavyadhi - Akshepaka - Apatanaka - Ardita - Pakshaghata - Gridhrasi - Vishwachi, Avabahuka, - Manyasthambha, Katigraha, Pangutwa
2. Sandhigatavata, Asthi-Majjagata vata.
3. Introduction to Osteo- Arthritis, Osteoporosis.
4. Introduction to Parkinson's disease, Stroke, Lumbago- Sciatica syndrome, Bell's Palsy, Cervical- Lumber & Ankylosing Spondylitis.

VI. Diseases of Shukravaha Srotas

1. Introduction to Klaibya and Vandhyatva.
2. Introduction to male and female infertility.

Part B

50 Marks

VII. Diseases of Pranavaha Srotas

- 1(a). Kasa - Shwasa - Hikka - Urahkshata - Shosha - Rajayakshma.
- 1(b). Introduction to the aetiopathogenesis of Pneumonia, Pleural effusion, Bronchitis, Bronchiectasis, Bronchial Asthma.

VIII. Diseases of Annavaha- Pureeshavaha Srotas

1. Agnimandya - Ajirna - Aruchi- Chhardi - Amlapitta- Shoola - Parinama Shoola - AnnadravaShoola- Atisara - Pravahika - Grahani -Gulma- Udara Roga.
2. Introduction to Anaha, Adhmana, Atopa, Visuchika Alasaka, Vilambika.
3. Introduction to Peptic Ulcer, Irritable Bowel Syndrome (IBS) Diarrhoea, Dysentery, Constipation, Inflammatory Bowel Diseases.

IX. Diseases of Udakavaha Srotas

- 1(a) Introduction to Trishna, Daha.
- 1(b) Introduction to water and electrolyte imbalance disorders.

X. Diseases of Mutravaha Srotas

- 1(a) Mutrakrichha - Mutraghata.
- 1(b) Introduction to Urinary Tract Infection, Nephropathies.

XI. Diseases of Swedavaha Srotas

- 1(a) Introduction to Khalitya, Palitya.

XII. Diseases of Manovaha Srotas

- 1(a) Apasmara, Unmada, Atatwabhinivesha-Vishada, Anidra, Mada, Murchha, Sanyasa.
- 1(b) Introduction to Epilepsy, Depression, Anxiety neurosis.

XIII. Upasargajanya Vyadhi (Communicable diseases)

- 1(a) Romantika - Masurika - Upadamsha - Phiranga.
- 1(b) Introduction to Measels, Chickenpox, Leprosy, Tuberculosis and AIDS.

XIV. Krimi Vigyana

- 1) Definition, classification of Krimi and features of Krimiroga
- 2) Snayuka, Shleepada.
- 3) Introduction of Filariasis and classification of common parasites.

PRACTICAL

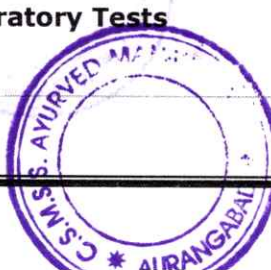
i) Fundamental Principles of Laboratory Tests

(100 Marks)

Reshman

Principal

12 | UG Syllabus 2nd Year 2013
C.S.M.S.S. Ayurved Mahavidyalaya,
Kanchanwadi, Aurangabad.



Introduction to laboratory, Sterilization, glass wares, solutions reagents and safety procedures, Disposal of biomedical wastes.

ii) Haematology

- 1 Haemoglobin estimation.
- 2 Blood cells counting - WBC, RBC, platelets.
- 3 Hematocrit /Packed cell volume (PCV).
- 4 Erythrocyte indices - MCV, MCH, MCHC.
- 5 Peripheral blood smear, staining technique and differential leucocyte count.
- 6 Peripheral blood film examination in Anemia, Leukemia, Malaria, Filaria (Demonstration).
- 7 ESR.
- 8 Screening test for bleeding disorders- bleeding time (BT), Clotting time (CT), Demonstration of Prothrombin time (PT).
- 9 Blood grouping - ABO system, Rh typing (Rhesus system).

iii) Urine Examination

1. Ayurveda anusara mutrapariksha.
2. Physical Examination - Volume, Reaction (Ph) & Specific Gravity.
3. Chemical Examination for - Proteins, Glucose, Phosphate, Ketone, Bile salts, Bile pigment.
4. Dipstick examination
5. Demonstration of Microscopic Examination.

iv) Stool Examination

- 1 Ayurveda anusara purishapariksha.
- 2 Physical examination, Sama-Nirama Pariksha.
- 3 Microscopic examination of ova & cyst (Demonstration)
- 4 Occult Blood Test.

v) Demonstration of Sputum Examination

- 1 Ayurveda anusara sthivanapariksha.
- 2 Physical, Chemical and Microscopic Examination of the sputum.
- 3 Sample collection and Demonstration of AFB.

vi) Demonstration of Semen examination

- 1 Ayurveda anusara Retaspariksha.
- 2 Semen examination.

vii) Biochemical Examination – (Demonstration)

Blood Glucose, Serum Bilirubin, Blood Urea, Lipid Profile, Serum Creatinine, Serum Uric acid etc.

viii) Demonstration of different staining techniques in microbiology.

ix) Demonstration of Sero-immunological Investigations: RA and Widal.

x) Laboratory record – maintenance of laboratory record book.

Bed side Practical (Clinical Methods)

1. Introduction and demonstration of clinical methods (General and Systemic Examination).
2. Practical demonstration of examination of Roga based on Pancha Nidana.
3. Demonstration of instruments used for clinical examination.
4. Practical records of clinical examination of at least 20 long cases in I.P.D including Aturbala-pramana pareeksha.
5. Practical records of clinical examination of at least 20 short Cases based on Ashta vidha pariksha in O.P.D.



13 | UG Syllabus 2nd year 2013

Seshmen
Principal

C.S.M.S.S. Ayurved Mahavidyalaya,
Kanchanwadi, Aurangabad.

6. Demonstration of ECG, USG and Radio imaging techniques.

Distribution of Marks for final Practical Examination

1. Daily Record -10 Marks
2. Identification of Instruments -10 Marks
3. Laboratory Experiments -20 Marks
4. Short Case -10 Marks
5. Long Case -20 Marks
6. Viva - Voce -30 Marks

Total 100 Marks

Reference Books

1. Madhava Nidana (Madhukosha Pt. Yadunandan Upadhyay Commentary) Part 1 – 2
2. Doshakaranatwa Mimamsa - Acharya P.V. Sharma
3. Nadi Darshan - Vd. Tara Shankar Mishra
4. Nadi Vigyana Vidyotini Hindi Tika
5. Nadi Vigyan- Shri Satya Dev Vashisht
6. Nadi Vigyan- Gangadhar Tika
7. Rogi Pariksha vidhi Acharya- Priyavrata Sharma
8. Ayurvediya Roga Vargikaran- Vd. Ramanath Dwivedi & Vd. Gurdip Singh.
9. Ayurvediya Nidan Evum Chikitsa Ke Siddhanta - Prof. Ram Harsh Singh.
10. Relevant portions of Charak Samhita, Sushrut Samhita and Vagbhata.
11. Text Book of Pathology- William Boyds.
12. Text Book of Pathology- Harsh Mohan.
13. Text Book of Pathology- Dey and Dey.
14. Text Book of Parasitology -Ramnik Sood.
15. Clinical Pathology and Bacteriology- S.P. Gupta.
16. Clinical methods in Ayurveda- K. R . S. Murthy.
17. Parameswarappa's Ayurvediya Vikriti Vigyan and Roga Vikriti Vigyan-Dr. P.S. Byadgi.
18. Oxford Handbook of Clinical Examination Oxford Handbooks and Practical Skills.
19. Advanced Clinical Evaluation System for Practical Assessment of Clinical Examination Skills.
20. Symptoms & Signs in Clinical Medicine - Chamberlains.
21. Clinical Methods- Hutchison's.
22. Bedside Clinics in Medicine Part- I & II-Kundu.
23. Common Medical Symptoms- Mehta.
24. Advances in Pathology & Lab Med- Weimstean, Gralem, Anderson, Cortan, Wick, Zumwelt.
25. Clinical Laboratory medicine Edited by Kenneth D Mc. Chately.
26. General Pathology- Walter & Israel Churchill Living stone.
27. A Comprehensive Dictionary of Pathology- Chris Newann.
28. Practical Pathology- Dr. K. Uma Chaturvedi.
29. Clinical examination- Douglas/Macleod's.
30. Pathology Practical book for Undergraduates- Harsh Mohan.
31. Medical Laboratory Technology - R. Sood.
32. Clinical Diagnosis and Management by Todd, Sanford and Davidson Laboratory methods
33. Clinical Hematology In Medical Practice- Degruchy's.
34. Robbins Basic Pathology- Kumar, Abbas, Fausto at al.



Reshmita

Principal

14 | UG Syllabus 2nd year 2013
**C.S.M.S.S. Ayurved Mahavidyalaya,
Kanchanwadi, Aurangabad.**

2.3. Rasashastra Evam Bhaishajyakalpana

(IATROCHEMISTRY AND AYURVEDIC PHARMACEUTICS)

Theory -Two Papers

Total Marks- 200

Teaching hours-200

Practical :-

Total Marks-200

Teaching hours-200

RASASHASTRA

Paper 1

100 Marks

Part A

50 Marks

1. Definition and etymology of Rasa, History of Rasashastra, Importance of Rasaushadhi, Concept of Rasa-Rasayana, Concept of Raseshwar Darshana. Concept of Rasashala and Rasamandap.
2. Brief Description and Application of Technical terminologies (Paribhasha): Avapa, Nirvapa, Dhalana, Bhavana, Jarana, Murchana, Shodhana, Marana, Amrutikarana, Lohitikarana, Mruta Loha, Satwa Patana, Druti, Apunarbhava, Niruttha, Rekhapurna, Varitara.
3. Dravya Varga: Amlavarga, Panchamrittika, Panchagavya, Panchamrita, Ksharashtaka, Dravakagana, Mitra panchaka, Rakta varga, Lavanapanchaka.
4. Brief description of Yantras and their application Ulukhala Yantra, Khalwa Yantra, Kachhapa Yantra, Damaru Yantra - Vidhyadhara Yantra- Urdhwapatan, Addhapatan & Tiryakpatana Yantra, Jaranartha Tulayantra, Dolayantra, Patalayantra, Palika Yantra, Baluka Yantra, Bhudhara Yantra, Sthali Yantra, Swedana Yantra.
5. Brief description & application of Musha (Crucible): Samanya Musha, Gostani musha, Vajra Musha, Maha musha, Yoga musha, Vrintaka Musha, Malla / Pakwa musha. Different types of crucibles e.g. Silica crucible, platinum crucible. Mudra and Sandhi Bandhana.
6. Brief description & applications of Chullika, Satwapatana Koshti, Patala Koshti, Gara Koshti, Angarakoshti and knowledge of various heating appliances viz. Gas stove, Hot plate, Heating mantle, Induction Stove, Hot Air Oven.
7. Concept, definition and types of Puta: Suryaputa, Chandraputa, Gomayaputa, Lawakaputa, Kukkutaputa, Kapotaputa, Varahaputa, Gajaputa, Mahaputa, Kumbhaputa, Valukaputa, Bhudharaputa, Applications of Electric muffle furnace and fuel (diesel) dependent furnace. Brief introduction to thermocouple and pyrometer.
8. Knowledge of Parada: Synonyms, Occurrence, natural and artificial sources of Parada, Hingulottha parada, Types of Parada, Parada Dosha: Naisargika, Yougika, Aupadhika



UG Syllabus 2013

Principal
Principal

**C.S.M.S.S. Ayurved Mahavidyalaya,
Kanchanwadi, Aurangabad.**

(Kanchuka). Grahya-Agrahya Parada, Parada gati, Parada bandha, Shodhana of Parada. Parada sanskara and brief description of Ashtasamskara.

9. Concept of Murchhana and Jarana of Parada, Preparation of Kajjali, Classification of Rasaushadhi: Khalvi rasa e.g. Tribhuvana Keerti Rasa, Parpati Rasa- Rasa Parpati, Kupipakva Rasa- Rasa sindur, Pottali rasa - Hemagarbha pottali. Rasa sevana vidhi and pathya and apathya.
10. Brief introduction of quality control , standardization and GMP of Rasaoushadhies.

Part B

50 Marks

Occurrence, Synonyms, Minerological identification, Sources, Types, Grahya and Agrahyata, Shodhana, Marana and other processing techniques. Properties, dose, anupan and therapeutic uses, pathya – apathya and ashuddha, apakwa and avidhee sevanjanya dosha and its management, important formulations of the following:

1. **Maharasa** – Abhraka (Biotite Mica), Vaikrantha, Makshika (Chalco-pyrite), Vimala (Iron Pyrite), Shilajatu, Sasyaka (Peacock ore), Chapala and Rasaka (Sphalerite).
2. **Uparasa** – Gandhaka (Sulfur), Gairika (Red Ochre), Kasisa (Green Vitriol), Kankshi (Alum), Haratala (Orpiment), Manahshila (Realgar), Anjana and Kankustha.
3. **Sadharana Rasa** – Kampillaka, Gauri pashana (Arsenic oxide), Navasadara (Ammonium chloride), Kaparda (Cowry), Agnijara, Giri Sindura (Red oxide of Hg), Hingula (Red Cinnabar) and Mriddara shringa (Litharge).
4. **Dhatu** - Swarna (Gold), Rajata (Silver), Tamra (Copper), Loha (Iron), Vanga (Tin), Naga (Lead), Yashada (Zinc), Kamsya (Bronze), Pittala (Brass), Vartaloha. Dhatu -graha sambandha.
5. **Ratna** - Manikya (Ruby), Mukta (Pearl), Pravala (Coral), Tarkshya (Emerald), Pushparaga (Topaz), Vajra (Diamond), Nilam (Sapphire), Gomeda (Zircon or Cinnamone stone), Vaidurya (Cats eye). Ratnapariksha, Ratnadasha, Ratna-graha sambandha.
6. **Uparatna**- Vaikranta (Tourmaline), Suryakanta (Sun stone), Chandrakanta (Moon stone), Rajavarta (Lapis lazuli), Perojaka (Turquoise), Sphatikamani (Quartz), Trinakanta, Palanka, Putika, Rudhir.
7. **Sudha varga** – Sudha (Lime stone), Kaparda (Cowries), Shukti (Oyster Shell) , Shankh (Conch Shell), Mriga shringa (Stag horn), Khatika, Godanti (Gypsum) and Samudraphena (Cattle Fish bone), Kukkutanda twak (Hen's Egg Shell).
8. **Sikata varga** - Sikata (Silica), Dugdhapashana (Talc), Nagapashana / Jaharmohara (Serpentine), Badarshama (silicate of lime), Vyomashma (Sangeyashab - Jade), Kousheyashma (Asbestos) and Akika (Agate).



UG Syllabus 2nd year

Principal
C.S.M.S.S. Ayurved Mahavidyalaya,
Kanchanwadi, Aurangabad.


- 9. Kshara varga** - Sarja kshara (Sodium bicarbonate), Yava kshara, Tankana kshara (Borax), Surya Kshara (Potassium Nitrate).
- 10. Miscellaneous** - Mandura, Bola, Dam-ul Akhawayan (Raktabandhini), Kasturi, Bhoonag, Mayurpiccha, Sarjarasa, Madhoochishta.
- 11. Visha and Upavisha**-Introduction, collection and storage, classification, synonyms, shodhana, antidote, therapeutic and toxic doses, anupan, therapeutic uses, and formulations of following Visha and Upavisha-Vatsanabha, Kuchala, Jayapala, Dhattura, Bhanga, Bhallataka, Gunja, Arka, Snuhi. Langali, Karaveera, Ahiphena and Chitrakmool.
- 12. Aushadhi Yoga Gyanam- ingredients, manufacturing process, and bhesajprayogvidhi.** Arogya Vardhini Gutika, Kasturibhairava Rasa, Kumara Kalyana Rasa, Garbhapala Rasa, Chandraprabha Vati, Chandramrita Rasa, Pratapalankeshwara Rasa, Pravalapanchamrita Rasa, Anandbhairava Rasa, Yogendra Rasa, Laxmivilas Rasa, Vasantakusumakara, Vasantamalati Rasa, Brihat Vata Chintamani Rasa, Shankha vati, Shwaskuthara Rasa, Hinguleswara Rasa, Hemagarbhapottali, Hridyarnava Rasa, Swarnavanga, Makaradhwaja, Putapakwavaisham Jwarantaka Loha, Vatvidhvamsan Rasa, Kamadugha Rasa, Laghusutshekhar Rasa, Navayasa Loha, Saptamrita Loha, Tamra Parpati, Panchamrita Parpati, Sveta Parpati.
- 13. Introduction to pharamcovigilance and its status in India, with reference to Ayurvedic drugs.**
A) Necessary to know - From part A and B : S. No. 1 to 9
B) Desired to know - From part B : S. No. 10

Practical

100 Marks

Minimum Twenty five practicals to be performed

- | | |
|-------------------------|---|
| 1. Rasa [Parada] | Samanya Shodhana of Parada
Kajjali
Mugdha rasa |
| 2 Maharasa varga | Shodhana of Abhraka
Dhanyabhraka nirmana
Shodhana of Makshika
Shodhana of Shilajatu
Shodhana of Sasyaka. |
| 3. Uparasa varga | Shodhana of Gandhaka
Shodhana of Gairika
Shodhana of Kasisa
Shodhana of Kankshi
Shodhana of Haratala
Rasa manikya nirman
Shodana of Manashila |



Reshman
Principal
C.S.M.S.S. Ayurved Mahavidyalaya,
Kanchanwadi, Aurangabad.

- | | | |
|----|-----------------------------|---|
| 4. | Sadharana rasa varga | Shodhana of Hingula
Shodhana of Navasadar
Shodhana of Kapardika |
| 5. | Sudha Varga | Shodhana of Shankha
Shodhana of Shukti
Shodhana of Pravala mula
Shodhana of Godanti |
| 6. | Dhatu varga | Samanya Shodhana of Lauha
Shodhana of Mandura
Samanya Shodhana of Tamra
Shodhana of Naga
Shodhana of Vanga
Shodhana of Yashada |
| 7. | Kshara Varga | Shodhana of Tankana |
| 8. | Parpati | Preparation of Rasaparpati, Bola
Parpati and Swetaparpati |
| 9. | Visha varga | Shodhana of Vatsanabha,
Bhallataka, Kupilu, Dhattura beeja,
Jayapala, Gunja, Chitrakamoola. |

PRACTICAL FOR DEMONSTRATION / GROUP PRACTICALS

1. Hingulad rasakrishti (Hingulottha Parada).
2. Bhasma: 4 (One from each group)
 - i. Abhraka bhasma, Swarna Makshika bhasma, Tamra bhasma
 - ii. Vanga bhasma, Naga bhasma, Yashada bhasma
 - iii. Mandura bhasma, Kasisa bhasma
 - iv. Shankha bhasma, Kapardika bhasma, Godanti bhasma.
3. Pishti : 1 Pravala pishti, Jaharmohara / Akika pishti,
Trina kantha mani pishti, Mukta pishti.
4. Druti : 1 Gandhaka druti.
5. Formulations 4 (one from each group)
 - i. Rasasindura, Swarna vanga, Sameer pannaga rasa
 - ii. Saptamruta lauha, Punarnava mandura, Navayasa lauha
 - iii. Agnitundi vati, Tribhuvana kirti rasa, Sootshekhara rasa,
Laghusutashekhara Rasa
 - iv. Arogyavardhini vati, Laghumalinivasanta rasa, Hinguleshwar rasa,
Anandbhairav rasa, Rajapravartini vati



Beshm
Principal

BHAISHAJYAKALPANA

Paper II

100 Marks

Part A

50 Marks

- 1. History and Chronological (kramika vikasa) development** of Bhaishajyakalpana. Concept of Aushadha and Bhesajya.
- 2. Fundamental principles of Bhaishajya Kalpana.**
- 3. Study of Ancient and Contemporary systems of 'Maana' (Units of measurement), Shushka -ardra -drava- dravya grahan niyam (Rules of measures of dry, fresh, liquid drugs); Grahyagrahyatva, Nava Puran dravya grahan niyam.**
- 4. Guidelines and Methods of collection, storage, preservation of Aushadhi dravya. Concept of Saviryatavadhi (shelf life) and stability in ancient and contemporary science.**
- 5. Bhesajprayogavidhi : Aushadha Matra, Anupana and sahapan and Aushadh sevana kaala. (Posology).**
- 6. Panchavidha kashaya kalpana and Other kalpana :** Kashaya Yoni, Swarasa, Kalka, Kwatha, Hima and Phanta, Pramathya, Aushadha siddha paniya, Tandulodaka, Laksha rasa, Mantha, Panaka, Arka, Churna, Rasakriya, Ghana, Phanita, Avaleha, Prasha, Gudapaka, Sharkara, Syrups, Ksheerapaka, Satva, Guggulu kalpana, Vati, Gutti, Pinda, Modaka, Varti Preparation of Tablets, pills, capsule and Suppositories. Masi kalpana, Lavana kalpana, Kshara kalpana and Kshara sutra.
- 7. Introduction and general knowledge of useful instruments/ Equipments -** Disintegrator, Mixer, Grinder, End Runner, Edge Runner, Sieve-Shaker, Granulator, Tableting machine, Pill making machines, coating and polishing pan, capsule filling machine, sieves and mesh.
- 8. Sneha kalpana :** Sneha yoni, Types of Sneha, Sneha murchana vidhi, Sneha paka vidhi, patra paka, types and their use. Sneha siddhi lakshana, dose, Preparation and uses of Triphala Ghrita, Bramhighrita, Narayana taila, Anutaila.
- 9. Sandhana Kalpana and its types:** Madya Kalpana, Asava, Arishta, Sura (Prasanna - Kadambari - Medaka - Jagala - Bakkasa), Maireya, Surasava, Shukta, Kanjika, Sauviraka, Tushodaka, Sidhu kalpana their methods of preparation, siddhi lakshana, properties, uses, doses. Takrarishta, Draksharishta, Ashokarishta, Dashamoolarishta, Kumaryasava, Chandanasava.



Beshmum
Principal

C.S.M.S.S. Ayurved Mahavidyalaya,
Kanchanwadi, Aurangabad.

UG Syllabus 2nd year 2013

10. **Kritanna and Aushadhisiddha anna Kalpana:** Definition of Kritanna, Concept of Pathya and Apathya, Yavagu -types of yavagu, Manda, Peya, Vilepi, Anna, Bhakta, Odan, Yush -types, Krishara, Mansa rasa, Vesavara, Khad Kamblika, Raga, Shadava, Dadhi and Takra Varga - Takra, Udasvita, Katvar, Mathita, Chhachika.

PART B

1. **Bahyopacharartha kalpana (External Applications)-Lepa** -Types of Lepa, methods of preparation and mode of application. Udvartan and Avachurnan, Method of preparation of Siktha Taila, Malahara - Sarjarasa Malahara, Gandhak Malahara, Upanaha, Atasi upanaha, Shatadhouta and Sahastradhouta Ghrita. Brief introduction of semi solid dosage forms- Ointments, Creams, Emulsions, Gels, Lotions.
2. **Principles and precautions for preparation of formulations for following:**
 - 2.1 **Netraupacharartha kalpana (Ophthalmic preparations)** - Seka, Drava, Pindi, Anjana - Ashchyotana - Tarpana - Putapaka and Vidalaka, Methods of preparation of eye drops, eye ointments.
 - 2.2 **Nasyopachararth Kalpana** - Classification of Nasya, Navana, Avapidana, Pradhaman, Marsha and Pratimarsha nasya.
 - 2.3 **Dhumapanarth kalpana** - Classification of dhumpaana, Method of preparation of dhumvarti and it's therapeutic uses. Dhupan: Vranadhupan, arshodhupan.
 - 2.4 **Mukhaprayogarth kalpana** - Gandoosha - Kavala - Pratisaran, Tooth paste, Tooth powders and Mouth wash.
 - 2.5 **Basti kalpana**- Classification, Method of preparation of Niruha and Anuvasana, Basti Therapeutic properties and uses of Basti.
- 3 Brief knowledge of Standardization of Ayurvedic formulations- Kastaushadhi.
- 4 Brief introduction of Drug and Cosmetics Act 1940 and Rules 1945.
- 5 Concept of, Aushadhi Nirmanshala, with respect to Good Manufacturing Practices (GMP) in accordance to Schedule T.

Practical Bhaishajya Kalpana

50 Marks

Following practicals to be performed- (Minimum one from each category)

Method of preparation, therapeutic uses, dose and anupana of the following

1. Swarasa- Ardraka swarasa, Tulasi swarasa, Kumari Swarasa, Vasa putapaka swarasa
2. Kalka- Nimba kalka, Rasona kalka.
3. Kwatha- Punarnavasthaka kwatha, Rasna Sapthaka kwatha, Kulattha kwath.
4. Hima- Dhanyaka hima, Sarivadi hima .
5. Phanta- Panchakola phanta, Yastimadhu Phanta.



2011-12 Syllabus 2nd year 2013

Beethum
Principal
C.S.M.S.S. Ayurved Mahavidyalaya
Koncharwadi, Aurangabad.

6. Pramathya- Mustadi pramathya
7. Mantha- Kharjuradi mantha
8. Aushadh siddha paniya- Shadanga paniya
9. Laksha Rasa.
10. Arka - Yavani arka, Gulab arka, Misreya arka
11. Panaka- Chinchapanaka, Chandan panaka.
12. Sharkara- Banapsha sharkara, Nimbu sarkara.
13. Churna- Sitopaladi Churna, Hinguwashtaka Churna.
14. Gutika- Chitrakadi Gutika, Sanjivani Vati.
15. Guggulu-Triphala Guggulu, Kaishora Guggulu.
16. Avaleha- Chyavanaprashavaleha, Vasavaleha, Vyaghri Haritaki avaleha, Manibadra avaleha.
17. Rasa kriya - Darvi Rasakriya, Guduchi Ghana, Kutaja Ghana.
18. Khanda- Haridra khanda, Narikela khanda, Sowbhagya shunti paka
19. Satva- Amruta satva,
20. Varti- Phala varti, Chandrodaya varthi
21. Lavana- Arka lavana, Narikela lavana
22. Masi- Triphala masi, Mayurpiccha Masi
23. Ksheerapaka- Arjuna ksheerapaka, Rasona ksheerapaka, Shunthi Ksheerapaka
24. Kshara- Apamarga kshara, Snuhi kshara, Ksharasutra. .
25. Manda, Peya, Vilepi, Yavagu, Krishra, Vesavara
26. Yusha - Mudga yusha, Saptamushtika yusha, Kulattha yusha
27. Aristha- Kutajarishta, Takrarishta .
28. Asava - Kumaryasava, Kanakasava
29. Sukta kalpana- Kanji
30. Udaka- Tandulodaka
31. Upanaha- Atasi Upanaha
32. Siktha Taila Nirmaan
33. Malahara- Sarjarasa malahara, Gandaka malahara, Cream, Emulsion. Sneha Kalpana
Sneha Murchhana - Ghrita Murchhana, Taila Moorchhana, Ghrita kalpana: Jatyadi ghrita, Triphala ghrita, ksheerashatphala ghrita- Taila kalpana-Panchaguna taila, Arka taila, Bala taila, Jatyadi taila
35. Taila patana- Bhallataka taila patana, Jayapala taila patana
36. Shodhana- Guggulu, Hingu.

II. Visit of minimum three GMP approved Ayurvedic manufacturing units.



Beshmun

Principal

21 | U C.S.M.S.S. Ayurved Mahavidyalaya,
Kanchanwadi, Aurangabad.

Distribution of Practical Marks: Total 200 Marks

Rasashastra - 100

1. Record Book	-	10 Marks
2. Experiment	-	30 Marks
3. Spotting	-	20 Marks
4. Viva-voce	-	40 Marks

Bhaishajyakalpana - 100

1. Record Book	-	10 Marks
2. Experiment	-	30 Marks
3. Spotting	-	20 Marks
4. Viva-voce	-	40 Marks

Reference Books

1. Adyatan Rasa Shastra
2. Abhinav Rasa Shastra
3. Asava Arishta Vigyanam
4. Ayurvediya Rasa Shastra (Sachitra)
5. Ayurvediya Rasa Shastra
6. Rasa Bhaishajya Paribhasa
7. Ayurvediya Rasa Shastra
8. Ayurved Prakash
9. Drugs and Cosmetic Act - 1940
10. Paka Darpana
11. The Paka-darpana of King Nala
12. Parada Vigyaniam
13. Pratyaksha Aushadh Nirmanam
14. Bhaishjyakalpana Vigyanam
15. Rasa Tarangini
16. Rasa Darpan
17. Rasa Bindu
20. Rasa Bhaishajya Kalpana Vigyan Vaidya
21. Rasa Mitra
22. Rasa Ratna Samuchchaya (Hindi)
23. Rasaratna samuchchaya-
24. Rasaratna samuchchaya -
25. Rasa Shastra Prayogiki Srivastava
26. Rasamritam
25. Rasayan Sara

R.K. Goyal
Vaidya Somadev Sharma
Dr. Pakshdhar Jha
Chandrabhusan Jha
Badrinarayan Pandey
Sureshananda Thapaliyal
Prof. Siddhi Nandan Mishra
Vaidya Gujrat Mishra

Dr. Indradev Tripathi
Dr. Madhulika critical study
Vasudev M. Dwivedi
Acharya VishwanathDwivdei
Dr. Agnihotri
Sadanand Sharma
Prof. Bhajan Das Swami
Dr. Sanjay Sharma
Santosh Kumar Khandal
Dr. Tryambak Nath Sharma
Dattattreya Ananta Kulkarni.
Ambikadatta shastri
Damodar Joshi
Yadav and Prof. Ramesh Saxena
Vaidya Yadavji Tirkramji Acharya
Vaidya Shyam Sunderacharya



26. Rasendra Sampradaya
27. Rasendra Sara Sangraha
29. Vaidyak Paribhasha Pradeep (Hindi Translation)
30. Sharangadhara Samhita
31. Bharatiya Bhaishajya Kalpana Vigyana
32. Bhaishajya Kalpana Vijnanam
33. Rasa Shastra (English)
34. Rasa Ratna Samuchchaya (English)
35. Rasendra Chintamani (Hindi)
36. Ayurvedic formulary of India
38. Ayurvedic Pharmacopiea of India , CCRAS
39. Bhaishjya Kalpana Vigyan
40. Textbook of Rasashasra
41. Ashadhyoga Vigyanam
42. Vaidyaka Paribhasha Pradipa (Enlgish Translation)

43. Relevant parts of Brihatrayee
44. Text book of Bhaishjya Kalpana -
45. Text Book of Rasa Shastra
46. Rasa Chandashu
47. Bhaishjya Ratnawali
48. Yoga Ratnakar

Vaishya

Vaidya Hajari Lal Sukul
Vaidya Gopal Krishna
Dr. Indradev Tripathi
Dr. Radhakrishna Parashar
Gananath Vishwanath Dwivedi
Dr. K Ramachandra Reddy
Prof. Damodar Joshi
Prof. Damodar Joshi
Prof. Siddhinandan Mishra

Siddhi Nandan Mishra
Dr. K Ramachandra Reddy.
Dr. K. Ramachandra reddy
Dr. K. Ramachndra Reddy &
Dr. P. Suresh

Dr Shobha G Hiremath
Dr P H C Murthy
Prof S S Savirkar (CCRAS Publication)
Prof S N Mishra

*



Keshm

Principal

23 | U G C.S.M.S.S. Ayurved Mahavidyalaya,
Kanchanwadi, Aurangabad.

2.4 CHARAKASAMHITA -PURVARDHA

(Sutrasthana, Nidanasthana, Vimanasthana, Sharirasthana and Indriyasthana)

Theory- One Paper- 100 Marks
Lectures - 200 Hours

Part A

- | | | |
|------------------|---|----------|
| 1. Sutrasthana | - | 40 Marks |
| 2. Indriyasthana | - | 10 Marks |

Part B

- | | | |
|------------------|---|----------|
| 1. Nidanasthana | - | 15 Marks |
| 2. Vimanasthana | - | 20 Marks |
| 3. Sharirasthana | - | 15 Marks |

Reference Books

1. Charakasamhita -Ayurveda Dipika commentary by Chakrapani.
2. Charakasamhita (Hindi Commentary): Vaidya Jayadev Vidyalkar or Vd. Atridev Vidyalkar or Prof. Gorakha Nath Chaturvedi & Kashinath Shastri or Dr. Brahmanand Tripathy or Dr. Ravi Dutta Tripathy
3. Charakasamhita (English Commentary): Dr. Ram Karan Sharma & Vd. Bhagwan Dash or Acharya Priyavrata Sharma.
4. Charakasamhita-Ayurveda Dipika Commentary-Hindi Translation by Dr. B L Gaur, published by Rashtriya Ayurved Vidyapeeth.

*



Beshmen
Principal