




CSMSS
Ayurved Mahavidyalaya & Rughnalya
Kanchanwadi, Aurangabad



Standard Operative Procedures for examine OPD patients

1. Patients will come to the OPD with their case paper having opd number on it.
2. Interns and PG students will take case history of patients.
3. Patients will be examined by respected consultant for further management and treatment.
4. After examination of patient consultant will advise treatment on OPD basis or if required admission then will advise admission in respective ward (male / female)
5. Medicines will be advised with their standard dose with *Aushadh sevan kala* and with *anupan*.
6. OPD paper will be completed with respected consultant's name, sign and time.
7. Further follow up of patient will be noted on OPD case paper.
8. Emergency drugs will be maintained in OPD.




Principal
C.S.M.S.S. Ayurved Mahavidyalaya,
Kanchanwadi, Aurangabad.



CSMSS
Ayurved Mahavidyalaya & Rugnalaya
Kanchanwadi, Aurangabad



SOP's Of Agnikarma

Materials required:

- Arkapatra
- Cotton spirit swab
- Matchbox
- Two artery forceps

Preparation of Materials:

- Cotton spirit swab catching with artery forcep.

PURVA KARMA:

- Take a consent for the procedure and evaluate patient safety for before procedure as per pre procedure checklist.
- The patient should be seated with exposed the part on which agnikarma is to be given with comfort.

PRADHAN KARMA:

- Find the tender point of the pain .
- On which part agnikarma should be applied.
- Cotton spirit swab should be igniting with matchbox.
- On tender point put the igniting spirit swab with artery forcep.
- Keep it until patient can tolerate.
- One side should be done once only/day.

DURATION:

As per patient.

PASHCHAT KARMA:

- The patient should be advised to move the affected part for 5 minutes.
- Post procedure evaluation of the patient should be written in patient's file.





Principal
C.S.M.S.S. Ayurved Mahavidyalaya,
Kanchanwadi, Aurangabad.



CSMSS
Ayurved Mahavidyalaya & Rughnalya
Kanchanwadi, Aurangabad



SOP's OF JALAUKAACHARAN

STANDARD OPERATING PROCEDURE:

Materials Required:

- Jalauka
- Cotton swab
- Kidney tray
- Bandage
- Turmeric powder
- Vessels with full of water

PREPARATION OF MATERIALS:

- Before applying the jalauka ,keep in water of turmeric powder for 5 mins.

PURVAKARMA:

- Take a consent for a procedure and evaluate patient's safety for before procedure as per procedure checklist.
- The patient should be seat with expose the part on which jalaukacharan is done with comfort .

PRADHAN KARMA:

- Find proper site for jalaukacharan .
- Clean the site of jalaukacharan with water swab.
- Applied jalauka on site gently.
- If jalauka is not attached then put one drop of milk on site and try to attach jalauka.
- If it does not ditached itself then put on the site little turmeric powder.


DURATION:

As per patient 15 days.

PASHCHAT KARMA:

- On the jalaukacharan dressing should be done with turmeric powder and closed with bandage.
- The patient should be advised to rest for 30 minutes.
- Post procedure evaluation of patient should be written in patient's file.





Principal
C.S.M.S.S. Ayurved Mahavidyalaya,
Kanchanwadi, Aurangabad.



CSMSS
Ayurved Mahavidyalaya & Rugnalaya
Kanchanwadi, Aurangabad



Ksharsutra preparation standard operative procedures

1. Ksharsutra cabinet kept in ksharsutra changing room
2. Authenticated and standardized drugs will be used (snuhi kshira/ apamarga kshira, haridra, apamarga kshara)
3. Coatings should be as follows:
 - A. kshira- 11 coatings
 - B. haridra- 7 coatings
 - C. apamarga kshar- 3 coatings

As per standard protocol

4. This kshar sutra will be kept in high voltage ksharsutra cabinet under light source.



J.eshm...

Principal

C.S.M.S.S. Ayurved Mahavidyalaya,
Kanchanwadi, Aurangabad.



CSMSS
Ayurved Mahavidyalaya & Rughnalya
Kanchanwadi, Aurangabad



Ksharsutra changing Standard operative procedures

1. Patient will come with their OPD case paper
2. Written and inform consent of patient will be taken.
3. Procedure will be explained in their local language.
4. Procedures will be done under all aseptic precautions.
5. Emergency drugs maintained in ksharsutra changing room (if required)
6. Separate ksharsutra test tube maintained with name of the patient



Reshma

Principal
C.S.M.S.S. Ayurved Mahavidyalaya,
Kanchanwadi, Aurangabad.




CSMSS
Ayurved Mahavidyalaya & Rugnalaya
Kanchanwadi, Aurangabad



Pre-operative standard operative procedures

1. Patients will be admitted in IPD.
2. Pathological investigations will be done.
3. Radiological investigations will be done.
4. Pre-operative assessment and case history of patient will be taken.
5. Written and informed consent will be taken.
6. Part preparation will be done.
7. Injection xylocaine sensitivity test will be done.
8. Injection TT 0.5ml IM will be given.
9. Patient will be nil by mouth at least 8 hours prior to surgery.
10. Site marking of operative site will be done with marker pen.




Principal
C.S.M.S.S. Ayurved Mahavidyalaya,
Kanchanwadi, Aurangabad.



CSMSS
Ayurved Mahavidyalaya & Rugnalaya
Kanchanwadi, Aurangabad



Standard operative procedure for Anesthesia

1. All required anesthetic drugs will be checked out before anesthesia
 - inj. Anawin heavy
 - inj. Propofol
 - inj. Ketamine
 - inj Fortwin
 - inj Phenargan
 - inj glycopyrolate
 - inj Diazepam
 - inj Midaz
2. All required instruments will be checked out before anesthesia
 - Laryngoscope
 - oxygen mask
 - Boyel's apparatus
 - E.T. Tube.
 - Tracheostomy tube
 - Spinal needle no. 23 or 25
 - Syringes 2cc, 5cc, 10 cc
 - suction catheter
 - suction machine
 - cardiac monitor
 - pulse oxymeter probe
 - Ambu bag
 - oxygen cylinder and No2 cylinder checked out.
3. Required position for anesthesia will be given.
4. During whole operation vitals will be recorded and noted on anesthesia chart,.
- 5 Anesthetist name will be noted.
- 6 Time avail by procedure will be noted
7. At the end of operation patient's conscious level will be checked.



Reshma

Principal
C.S.M.S.S. Ayurved Mahavidyalaya,
Kanchanwadi, Aurangabad.



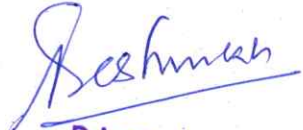
CSMSS
Ayurved Mahavidyalaya & Rughnalya
Kanchanwadi, Aurangabad



Standard Operative procedures for the surgical procedures

1. Patients will be shifted in recovery room just prior to surgery
2. All pre-operative steps will be checked out
3. In the operation theater required position will be given to patient.
4. Patient will be advised to be cool and calm.
5. Required anesthesia will be given.
6. Plan of operation will be decided as per patient's operative site.
7. As per plan operation will be held.
8. All the required drugs will be kept on tray.




Principal
C.S.M.S.S. Ayurved Mahavidyalaya,
Kanchanwadi, Aurangabad.



CSMSS
Ayurved Mahavidyalaya & Rugnalaya
Kanchanwadi, Aurangabad



Post-operative care standard operative procedures

1. Patient will be kept nil by mouth.
2. Patient will be shift in recovery room.
3. Oxygen will be given to patient if required.
4. Required position will be given to patient.
5. After stabilization of vital signs patient will be shifted to respective ward.
6. After breaking NBM diet will be advised to patient as per diet chart.
7. Required medication will be given.



Reshman

Principal
C.S.M.S.S. Ayurved Mahavidyalaya,
Kanchanwadi, Aurangabad.



CSMSS
Ayurved Mahavidyalaya & Rugnalaya
Kanchanwadi, Aurangabad



**SOP'S OF DEVELOPMENT, IMPLEMENTATION, MONITORING
AND REVISION OF SOP'S**

Ksharsutra preparation standard operative procedures

1. Ksharsutra cabinet kept in ksharsutra changing room
2. Authenticated and standardized drugs will be used (snuhi kshira/ apamarga kshira, haridra, apamarga kshara)
3. Coatings should be as follows:
 - A. kshira- 11 coatings
 - B. haridra- 7 coatings
 - C. apamarga kshar- 3 coatings

As per standard protocol

4. This kshar sutra will be kept in high voltage ksharsutra cabinet under light source.

Ksharsutra changing Standard operative procedures

1. Patient will come with their OPD case paper
2. Written and inform consent of patient will be taken.
3. Procedure will be explained in their local language.
4. Procedures will be done under all aseptic precautions.
5. Emergency drugs maintained in ksharsutra changing room (if required)
6. Separate ksharsutra test tube maintained with name of the patient

Implementation of S.O.P'S for Ksharsutra preparation and Ksharsutra changing

- Ksharsutra will be prepared by Post graduate students and intern students.
- Snuhi kshir will be collected by intern students.
- Coating of barber thread will be done by intern students.

Monitoring of S.O.P'S for Ksharsutra preparation and Ksharsutra changing

- Monitoring of ksharsutra preparation and changing will be done by consultant doctors.
- Consultant doctors will report to the head of the department.



Beshman

Principal
C.S.M.S.S. Ayurved Mahavidyalaya,
Kanchanwadi, Aurangabad.



CSMSS
Ayurved Mahavidyalaya & Rugnalaya
Kanchanwadi, Aurangabad



Revision of S.O.P'S for Ksharsutra preparation and Ksharsutra changing

- Revision of S.O.P'S will be done whenever there is requirement or if any mishap occurs during procedure.



Sachin

Principal
C.S.M.S.S. Ayurved Mahavidyalaya,
Kanchanwadi, Aurangabad.



CSMSS
Ayurved Mahavidyalaya & Rugnalaya
Kanchanwadi, Aurangabad



SOP's Of Agnikarma

Materials required:

- Arkapatra
- Cotton spirit swab
- Matchbox
- Two artery forceps

Preparation of Materials:

- Cotton spirit swab catching with artery forcep.

PURVA KARMA:

- Take a consent for the procedure and evaluate patient safety for before procedure as per pre procedure checklist.
- The patient should be seated with exposed the part on which agnikarma is to be given with comfort.

PRADHAN KARMA:

- Find the tender point of the pain .
- On which part agnikarma should be applied.
- Cotton spirit swab should be igniting with matchbox.
- On tender point put the igniting spirit swab with artery forcep.
- Keep it until patient can tolerate.
- One side should be done once only/day.

DURATION:

As per patient.

PASHCHAT KARMA:

- The patient should be advised to move the affected part for 5 minutes.
- Post procedure evaluation of the patient should be written in patient's file.



Jashman

Principal
C.S.M.S.S. Ayurved Mahavidyalaya,
Kanchanwadi, Aurangabad.



CSMSS
Ayurved Mahavidyalaya & Rughnalya
Kanchanwadi, Aurangabad



Implementation of S.O.P'S for Agnikarma

- Agnikarma will be performed by Post graduate students and intern students.
- Required Shalaka will be used as per the disease.

Monitoring of S.O.P'S for Agnikarma

- Monitoring of Agnikarma will be done by consultant doctors.
- Consultant doctors will report to the head of the department.

Revision of S.O.P'S for Agnikarma.

- Revision of S.O.P'S will be done whenever there is requirement or if any mishap occurs during procedure.




Principal
C.S.M.S.S. Ayurved Mahavidyalaya,
Kanchanwadi, Aurangabad.



CSMSS
Ayurved Mahavidyalaya & Rugnalaya
Kanchanwadi, Aurangabad



SOP's OF JALAUKAVACHARAN

STANDARD OPERATING PROCEDURE:

Materials Required:

- Jalauka
- Cotton swab
- Kidney tray
- Bandage
- Turmeric powder
- Vessels with full of water

PREPARATION OF MATERIALS:

- Before applying the jalauka ,keep in water of turmeric powder for 5 mins.

PURVAKARMA:

- Take a consent for a procedure and evaluate patient's safety for before procedure as per procedure checklist.
- The patient should be seat with expose the part on which jalaukavacharan is done with comfort .

PRADHAN KARMA:


- Find proper site for jalaukavacharan .
- Clean the site of jalaukavacharan with water swab.
- Applied jalauka on site gently.
- If jalauka is not attached then put one drop of milk on site and try to attach jalauka.
- If it does not ditached itself then put on the site little turmeric powder.

DURATION:

As per patient 15 days.

PASHCHAT KARMA:




Principal
C.S.M.S.S. Ayurved Mahavidyalaya,
Kanchanwadi, Aurangabad.



CSMSS
Ayurved Mahavidyalaya & Rughnalaya
Kanchanwadi, Aurangabad



- On the jalaukavacharan dressing should be done with turmeric powder and closed with bandage.
- The patient should be advised to rest for 30 minutes.
- Post procedure evaluation of patient should be written in patient's file.

Implementation of S.O.P'S for Jalaukavacharan

- Jalaukavacharan will be performed by Post graduate students and intern students.
- Required Nonpoisonous Jalauka will be used .

Monitoring of S.O.P'S for Jalaukavacharan

- Monitoring of Jalaukavacharan will be done by consultant doctors.
- Consultant doctors will report to the head of the department.

Revision of S.O.P'S for Agnikarma.

- Revision of S.O.P'S will be done whenever there is requirement or if any mishap occurs during procedure.



Seshmala

Principal
C.S.M.S.S. Ayurved Mahavidyalaya,
Kanchanwadi, Aurangabad.