



CSMSS
Ayurved Mahavidyalaya & Rugnalaya
Kanchanwadi, Aurangabad



DESCRIBE THE ACTIVITIES UNDERTAKEN BY THE INSTITUTION
TOWARDS PRACTICE OF VARIOUS TYPES OF ANUSHASTRA

- Details of availability of emergency kits and mock drill carried out to manage complication.

1. Raktamokshana

Possible complications

- Sever bleeding may happen during *raktamokshana*, in some patients with increase bleeding time or increase clotting time.
- Excessive bleeding may occur in patients taking blood thinning medications like ecosprin etc.
- Patient may land in to hypovolemic shock.
- Sometimes adverse reaction of *jalaucharana* may take place due to application of *savish jalauka* .

Emergency drugs available-


- Inj. Atropine
- Inj. Dopamine
- Inj. Dobutamine
- Inj. Phenylephrine
- Inj. Hydrocortisone
- IV fluids like RL, NS etc.

Mock Drill –A. Hypovolumic shock

Patient in hypovolemic
shock due to excessive.



Patient informed to medical
officer and concern
authority immediately.


Principal
C.S.M.S.S. Ayurved Mahavidyalaya,
Kanchanwadi, Aurangabad.





CSMSS
Ayurved Mahavidyalaya & Rughnalya
Kanchanwadi, Aurangabad



- Head low given
- Immediate control of bleeding
- Bleeding tried to stop immediately with compression or the available measures.

- Resuscitation if needed done.
- Extravascular fluid replacement done with RL, NS etc.

B. Adverse reaction of *Jalukavacharana*

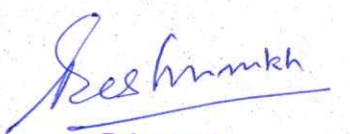
- In case of adverse reaction of *Jalauka* , immediate management done with medicines like anti allergic and sometime use of steroids.

2 . Ksharkarma

Possible complications-

- While change of *Ksharsutra* in case of fistula in ano at minor or level patient may land in to Neurogenic shock due to severe pain experienced by him.
- Patient may land in to vasovagal shock sometime.
- Resulting in to sudden Hypotension, Bradycardia, Arrhythmia, low cardiac output .
- Symptoms are like dizziness, nausea, vomiting, blank stares, fainting, increased sweating, anxiety, pale skin.




Principal
C.S.M.S.S. Ayurved Mahavidyalaya,
Kanchanwadi, Aurangabad.



CSMSS
Ayurved Mahavidyalaya & Rughnalya
Kanchanwadi, Aurangabad



- In case of neurogenic shock patient either goes in cardiac arrest or dies or he may recovers fully spontaneously.

Emergency drugs available-

- Inj. Atropine
- Inj. Norepinephrine.
- Inj. Epinephrine
- Inj. Dopamine.
- Inj. vasopressin
- Inj. Hydrocortisone
- IV fluids like RL, NS etc.

Mock Drill –A. Neurogenic shock

Patient in Neurogenic shock
with sever hypotension

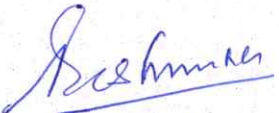


Patient informed to medical
officer and concern authority
immediately.



- Head low given- Trendelengburge Position
- Immediate administration of IV fluids to correct hypovolemic condition
- Use of vasoconstrictor Drugs like epinephrine, nor epinephrine.
- Use of atropine in case of sever bradycardia
- Use of Steroids if needed





Principal

C.S.M.S.S. Ayurved Mahavidyalaya,
Kanchanwadi, Aurangabad.



CSMSS
Ayurved Mahavidyalaya & Rughnalaya
Kanchanwadi, Aurangabad



- Resuscitation if needed done.
- Extravascular fluid replacement done with RL, NS etc.

3. Agnikarma

Possible complications-

- While performing *Agnikarma* treatment there may be chances of burn .

Drugs available-

- Antibiotics
- Analgesics.
- Silver sulphadiazine ointment for local application
- Inj.Hydrocortisone
- IV fluids like RL, NS etc.

Mock Drill –A. Neurogenic shock treatment and wound management.

Patient in Neurogenic shock
due to severe pain



Patient informed to medical
officer and concern authority
immediately.



- Immediate administration of IV fluids to correct hypovolemic condition
- Use of antibiotics.
- Use of Analgesic drugs.
- Use of Steroids if needed.



Seshmure

Principal

C.S.M.S.S. Ayurved Mahavidyalaya,
Kanchanwadi, Aurangabad.



CSMSS
Ayurved Mahavidyalaya & Rugnalaya
Kanchanwadi, Aurangabad



- Management of Burn Wound accordingly.
- Extravascular fluid replacement done with RL, NS etc.



Jeshmen

Principal
C.S.M.S.S. Ayurved Mahavidyalaya,
Kanchanwadi, Aurangabad.